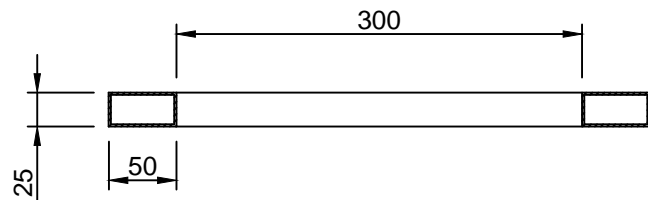


Motor Base



Cross Section - Motor Base

Notes:

Not to Scale

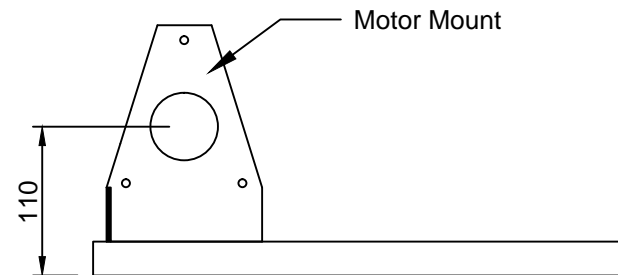
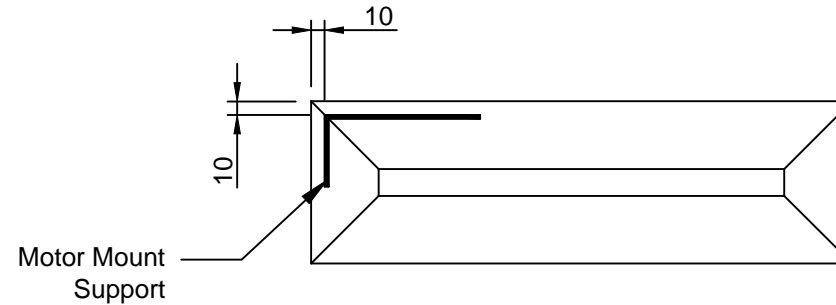
All dimensions in MM

Built to mount a WORMDRV-G180-12

From www.motiondynamics.com.au

Material: 2x 50x25x1.6 RHS - 400mm - Cut 45 Deg. at both ends.
 2x 50x25x1.6 RHS - 120mm - Cut 45 Deg. at both ends.
 1x Motor Mount
 1x Motor Mount Support

Note: RHS Side placing shown in sketch below please mirror for LHS Side.



Motor Mount &
Support
Weld Details

Motor Base &
Mount Placement